







US SENATOR

	1 S T W A R D	2 N D W A R D	3 R D W A R D	4 T H W A R D	B L U E M O U N D R O & E	C & H I R L I C H C O H I L E	C R & E A M E D I C A L D I G N E	G R A I N D V I R E W & R	M O O R G E R V E I L & E	J A C K S O P N S E & L	W H E E L I N G	A B S E N T E E	T O T A L	% V O T E
 FRANCIS J. VANGELI	22	29	7	19	5	13	3	7	5	11	1	2	124	9%
ROBIN CARNAHAN	164	175	64	147	38	109	18	25	39	55	31	95	960	70%
RICHARD CHARLES TOLBERT	64	37	28	27	17	30	10	19	13	17	9	17	288	21%
R.L. PRAPROTNIK	1	4	1	0	0	1	0	0	1	2	0	1	11	1%
HECTOR MALDONADO	1	6	1	2	0	1	0	0	2	1	0	0	14	2%
 KRISTI NICHOLS	5	6	4	4	2	11	2	1	1	3	1	2	42	5%
ROY BLUNT	113	118	47	63	55	114	34	31	30	42	20	41	708	81%
DEBORAH SOLOMON	4	0	1	0	0	3	1	0	1	2	1	2	15	2%
DAVIS CONWAY	2	1	1	2	1	4	1	0	0	2	0	2	16	2%
MIKE VONTZ	0	2	0	1	1	1	1	4	0	1	0	0	11	1%
CHUCK PURGANSON	9	7	0	8	5	5	4	3	1	6	0	3	51	6%
TONY LASZACS	1	0	0	1	1	0	1	0	0	0	0	1	5	1%
 JONATHAN DINE													0	
CISSE SPRAGINS													0	

United States Representative

	1	2	3	4	B	C	C	G	M	J	W	A	T	%
	S	N	R	T	L	H	R	F	O	A	H	A		
WARD	WARD	WARD	WARD	WARD	U	I	R	A	R	C	E	E	S	S
D	D	D	D	D	O	L	E	I	E	S	E	E	O	O
					N	C	A	V	E	O	L	L	P	
					D	O	M	I	N	P	I	I	S	
					R	H	E	R	L	E	N	N	E	
					O	L	E	D	L		G	G		
					&	H		R	&	&	I			
					E				N					
 CLINT HYLTON	166	184	72	143	44	103	18	37	51	53	33	73	977	100%
 SAM GRAVES	119	135	48	71	60	135	41	37	35	53	19	45	798	90%
CHRISTOPHER RYAN	18	12	10	11	5	11	5	1	3	7	3	6	92	10%

STATE AUDITOR



	1 S T W A R D	2 N D W A R D	3 R D W A R D	4 T H W A R D	B L U E M O M O U N D R O &E	C & H I R L L C H I C O H T H L E	C & R & E A M E D R I C D I G N E E	G R A I N D V I R E W E &R	M O O R E R E V E I N L L &E	J A C K S O P N S E &L	W H E E L I N G	A B S E N T E	T O T A L	% V O T E
SUSAN MONTEE	209	216	88	170	50	132	24	39	51	66	38	108	1,191	91%
ABDUL AKRAM	28	17	8	18	8	11	1	11	5	9	3	2	121	9%




ALLEN ICET	55	37	12	22	16	38	15	13	8	23	15	21	275	37%
TOM SCHWEICH	65	84	37	47	39	82	20	15	27	30	5	22	473	63%



CHARLES W. BAUM													0	
------------------------	--	--	--	--	--	--	--	--	--	--	--	--	---	--



State Senator

	1 S T W A R D	2 N D W A R D	3 R D W A R D	4 T H W A R D	B L U E M O U N D R O & E	C & H I R L I C H C O H T I H L E L	C R & E A M E D R I C D I G N E	G F A A I N R D V I R I E W V E & R	M O O R E G R E V E I N L & E	J A C K S M O P N S E & L	W H E E L I N G	A B S E N T E E	T O T A L	% V O T E
---	-------------------------------------	-------------------------------------	-------------------------------------	-------------------------------------	---	--	--	--	---	---	--------------------------------------	--------------------------------------	-----------------------	-----------------------



BRAD LAGER

123

134

49

73

59

126

42

31

36

49



19


47

788


100%

State Representative


	1 S T W A R D	2 N D W A R D	3 R D W A R D	4 T H W A R D	B L U E M O U N D R O & E	C & H I R L I C O H I O H L E	C & R E A M E R I C D I G N E	G F R A I N R D V I R I E W E & R	M O O R E G R E V E I N L E & E	J A C K S O P N S E & L	W H E E L I N G	A B S E N T E E	T O T A L	% V O T E
 DALE R. TOMS	169	189	70	141	43	99	16	39	47	52	32	78	975	100%

 MIKE LAIR	124	128	51	71	58	138	40	34	38	52	21	49	804	100%
--	-----	-----	----	----	----	-----	----	----	----	----	----	----	------------	-------------

Democratic Offices

	1 S T W A R D	2 N D W A R D	3 R D W A R D	4 T H W A R D	B L U & M O N U R O D E	C & H I R L I C H O H T I L E	C R & E A M E D R I C D I G N E E	G F R A I N D V I R E I W V E & R	M O O R G E R S V E I N L & E	J A C K S O P S E & L	W H E E L I N G	A B S E N T E	T O T A L	% V O T E
Circuit Judge														
DANIEL LINUS CHADWICK	172	178	75	147	42	104	21	42	49	54	34	75	993	100%
Circuit Judge														
R. BRENT ELLIOT	200	204	77	165	46	122	23	47	50	54	37	82	1,107	100%
Presiding Commissioner														
EVA DANNER	248	254	90	195	59	143	31	49	57	76	38	96	1,336	100%
Circuit Clerk														
BRENDA L. WRIGHT	216	230	81	175	47	138	28	46	52	69	37	92	1,211	100%
County Clerk														
SHERRY L. PARKS	138	146	53	118	44	94	16	26	27	43	23	72	800	51%
BRANDY S. WEDLOCK	118	95	40	81	19	62	17	24	32	38	12	35	573	36%
KAMIE GAY	34	36	14	25	7	19	5	10	9	10	8	24	201	13%
Recorder of Deeds														
KELLY CHRISTOPHER	218	238	82	182	58	137	22	46	57	71	34	101	1,246	100%

Other Voting Issues

	1 S T W A R D	2 N D W A R D	3 R D W A R D	4 T H W A R D	B L U E M O U N D R O & E	C & H I R L I C H C O H I L E	C R & A M E D R I C D I G N E	G R A I N D F R E I E I W V E & R	M O O R E G R E E N L & E	J A C K S O P N S E & L	W H E E L I N G	A B S E N T E	T O T A L	% V O T E
Prop C														
YES	323	312	124	209	111	261	65	85	76	122	53	114	1,855	76%
NO	98	113	41	89	27	57	12	22	30	30	9	43	571	24%